

# HOUSEHOLD PROFESSIONAL



SCAN  
domestic

The logo for SCAN domestic features a stylized white swoosh above the word "SCAN" in a bold, sans-serif font, with "domestic" in a smaller, lowercase sans-serif font below it.

SCAN  
cool

The logo for SCAN cool features a stylized white swoosh above the word "SCAN" in a bold, sans-serif font, with "cool" in a smaller, lowercase sans-serif font below it.



# Introduction

Scandomestic is a young company employing staff with a long experience in commercial and household appliances. Scandomestic imports, stocks and distributes commercial and household appliances, and has customers in all European markets as well as a number of overseas markets.

Our production takes place in close cooperation with our customers. We have direct contact to our customers and react quickly to changes in market trends. Our sales staff possess considerable market knowledge and we wish to serve our customers in an atmosphere of flexibility, proficiency and credibility. We want Scandomestic to be considered as a provider of high-quality products.

In addition to standard appliances we wish to be up front with new trends and ideas in the trade in order to be an attractive partner for existing and potentially new customers.

Scandomestic is located in the middle of Jutland in Denmark with easy access to ports and international roads.

In order to fulfil customer requirements, we have constantly around 30-35.000 units in stock which ensures fast and efficient deliveries.

Scandomestic uses the brand names Scandomestic and ScanCool.

Scandomestic - a cool flexible partner ...

**BØRSEN.  
GAZELLE** 2014



**BØRSEN.  
GAZELLE** 2015



**Highest creditworthiness**

© Bisnode 2017

# Contents

Table Tops . . . . .	4
Refrigerators . . . . .	5 - 9
Built-in Refrigerators / Combis . . . . .	10 - 11
Upright Freezers . . . . .	12 - 13
Combi Models. . . . .	14 - 20
Chest Freezers . . . . .	21
>>Retro Style<< . . . . .	22 - 23
Dishwashers. . . . .	24 - 25
Washing Machines / Dryers. . . . .	26
Micro- / Combi Ovens . . . . .	27
Built-in Ovens. . . . .	28
Cookers. . . . .	29
Ceramic- / Induction Hobs. . . . .	30 - 31
Hoods . . . . .	32 - 33
Wine Coolers . . . . .	34 - 35
Coca-Cola Coolers. . . . .	36
Can Coolers. . . . .	37
Minibars / Back Bars. . . . .	38 - 39
Display Coolers. . . . .	40 - 44
Open Top Display Cooler . . . . .	45
Open Front Coolers. . . . .	46 - 47
Showcases . . . . .	48
Heat Cabinets. . . . .	49
Display Freezers . . . . .	50 - 53
Storage Freezers. . . . .	54
Service Cabinets. . . . .	55 - 57
Gastronorm - Stainless Steel . . . . .	58 - 59

*Scandomestic takes reservations for misprints, type errors and product changes.*

*We refer to our website: [www.scandomestic.dk](http://www.scandomestic.dk) for latest updated specifications.*

# Table Tops



**A++** SKS 150-1 A++



**A+** SFS 108-1 A+



**A++** SFS 110-1 A++



**A+** SKS 128-1 A+



**A++** SKB 160-1 A++

Specifications	SKS 128-1 A+	SKS 150-1 A++	SKB 160-1 A++	SFS 108-1 A+	SFS 110-1 A++
White	Yes	Yes	Yes	Yes	Yes
Net capacity cooling	111 ltr	124 ltr	97 ltr	-	-
Net capacity freezer 4*	-	-	11 ltr	66 ltr	80 ltr
Adjustable glass shelves	3	3	3	-	-
Wire shelves	-	-	-	-	-
Reversible door	Yes/right	Yes/right	Yes/right	Yes/right	Yes/right
Energy consumption per year	114 kWh	91 kWh	130 kWh	164 kWh	131 kWh
Energy consumption per 24/h	0,31 kWh	0,25 kWh	0,36 kWh	0,45 kWh	0,35 kWh
Numbers of drawers	-	-	-	2 + 1 flip	2 + 1 flip
Colour of drawers	-	-	-	Transparent blue	Transparent blue
Freezing capacity per 24/h	-	-	2 kg	5 kg	5 kg
Energy class	A+	A++	A++	A+	A++
Dimensions HxWxD, mm.	845 x 495 x 516	850 x 545 x 570	845 x 545 x 570	845 x 495 x 516	850 x 545 x 570



**A++** SKS 200-1 A++



**A++** SKS 200-1 SS

# Refrigerators

Specifications	SKS 200-1 A++	SKS 200-1 SS
Colour of cabinet	White	Stainless steel
Net capacity cooling	189 ltr	189 ltr
Adjustable glass shelves	5	5
Reversible door	Yes/right	Yes/right
Energy consumption per year	96 kWh	96 kWh
Energy consumption per 24/h	0,26 kWh	0,26 kWh
Energy class	A++	A++
Dimensions HxWxD, mm.	1250 x 550 x 570	1250 x 550 x 570





**A++** SKB 210-1A++



**A+** SKS 57 A+



**A+** SKB 182 A+



**A+** SKS 192 A+

# Refrigerators

Specifications	SKS 57 A+	SKS 192 A+	SKB 182 A+	SKB 210-1 A++
Cabinet colour	White	White	White	White
Net capacity cooling	44 ltr	168 ltr	150 ltr	163 ltr
Net capacity freezer 4*	-	-	17 ltr	20 ltr
Adjustable glass shelves	No	4	3	4
Wire shelves	Yes	No	No	No
Reversible door	Yes/right	Yes/right	Yes/right	Yes/right
Energy consumption per year	107 kWh	120 kWh	203 kWh	157 kWh
Energy consumption per 24/h	0,29 kWh	0,33 kWh	0,51 kWh	0,43 kWh
Energy class	A+	A+	A+	A++
Dimensions HxWxD, mm.	496 x 474 x 447	1025 x 540 x 580	1025 x 545 x 580	1250 x 545 x 570




**A++** SKS 261-1 A++



**A+** SKS 346 A+



Outside handle



Safety glass shelves




Smart lock for shelves

### Specifications

	SKS 261-1 A++	SKS 346 A+
Cabinet colour	White	White
Net capacity cooling	241 ltr	308 ltr
Adjustable glass shelves	5	6
Reversible door	Yes/right	Yes/right
Drawers	1	2
Colour of drawers	Transparent blue	Transparent blue
Energy consumption per year	102 kWh	135 kWh
Energy consumption per 24/h	0,28 kWh	0,36 kWh
Energy class	A++	A+
Dimensions HxWxD, mm.	1440 x 550 x 570	1780 x 545 x 50



 SKS 365-1 A+



 SKS 365-1 SS

### Specifications

	SKS 365-1 A+	SKS 365-1 SS
Cabinet colour	White	Stainless steel
Net capacity cooling	328 ltr	328 ltr
Adjustable glass shelves	7	7
Reversible door	Yes/right	Yes/right
Drawers	1	1
Colour of drawers	Transparent blue	Transparent blue
Energy consumption per year	135 kWh	139 kWh
Energy consumption per 24/h	0,37 kWh	0,38 kWh
Energy class	A+	A+
Dimensions HxWxD, mm.	1760 x 595 x 570	1760 x 595 x 570



Smart lock for shelves



# Refrigerators





**A+** SKS 450 A++



**A+** SKS 450 SS



*AirFlow system*



*Outside controlpanel in the door*

## Refrigerators

### Specifications

	SKS 450 A++	SKS 450 SS
Cabinet colour	White	Stainless steel
Net capacity cooling	360	360
Adjustable glass shelves	5	5
Reversible door	Yes/right	Yes/right
Drawers	2	2
Colour of drawers	Transparent blue	Transparent blue
Energy consumption per year	130 kWh	130 kWh
Energy consumption per 24/h	0,35 kWh	0,35 kWh
Energy class	A++	A++
Dimensions HxWxD, mm.	1855 x 595 x 662	1855 x 595 x 662

# Built-in Refrigerators/Combis

## Integrated



 BIC 335



 BIK 221 A+



 BIK 221 A+

Specifications	BIK 221 A+	BIK 341 A+	BIC 335
Refrigerator	Yes	Yes	No
Combi model	No	No	Yes
White	Yes	Yes	Yes
Door mounting	Top hinged	Top hinged	Sliding rails
Net capacity cooling	206 ltr	316 ltr	252 ltr
Net capacity freezer 4*	-	-	60 ltr
Adjustable glass shelves	5	6	5
Reversible door	Yes/right	Yes/right	Ja/hh
Freezing capacity	-	-	3,5 kg
Airflow system	No	No	Ja
Energy consumption per year	128 kWh	150 kWh	264 kWh
Energy consumption per 24/h	0,35 kWh	0,41 kWh	0,72 kWh
Energy class	A+	A+	A+
Dimensions HxWxD, mm.	1220 x 540 x 540	1770 x 540 x 540	1776 x 540 x 540

# Built-in Freezers

## Integrated



 BIF 291 A+



 BIF 171 A+

### Specifications

Specifications	BIF 121 A+	BIF 291 A+
Freezer	Yes	Yes
White	Yes	Yes
Door mounting	Top hinged	Top hinged
Net capacity freezer 4*	92 ltr	226 ltr
Drawers	4	9
Colour of drawers	Transparent blue	Transparent blue
Reversible door	Yes/right	Yes/left
Freezing capacity	4,5 kg	10,5 kg
Energy consumption per year	190 kWh	270 kWh
Energy consumption per 24/h	0,51 kWh	0,74 kWh
Energy class	A+	A+
Built-in dims. HxWxD, mm.	880 x 540 x 540	1770 x 540 x 540



*Door on door mounting*



**A+** SFS 57 A+



**A++** SFS 170-1 A++



**A+** SFS 270-1 A+



**A++** SFS 206-1 A++



**A+** SFS 208-1 A+

NO FROST

# Upright Freezers

Wide selection provides many opportunities for optimal solutions


Specifications	SFS 57 A+	SFS 170-1 A++	SFS 206-1 A++	SFS 208-1 A+	SFS 270-1 A+
Electronic control	No	No	No	Yes	No
Net capacity freezer 4*	32 ltr	140 ltr	168 ltr	162 ltr	230 ltr
NO FROST	No	No	No	Yes	No
Reversible door	Yes/right	Yes/right	Yes/right	Yes/right	Yes/right
Numbers of drawers	-	4 + 1 flip	5 + 1 flip	4 + 1 flip	6 + 1 flip
Colour of drawers	-	Transparent blue	Transparent blue	Transparent blue	Transparent blue
Freezing capacity per 24/h	2 kg	10 kg	8 kg	8 kg	15 kg
Energy consumption per year	149 kWh	163 kWh	155 kWh	245 kWh	256 kWh
Energy consumption per 24/h	0,40 kWh	0,45 kWh	0,42 kWh	0,67 kWh	0,70 kWh
Energy class	A+	A++	A++	A+	A+
Dimensions HxWxD, mm.	514 x 463 x 530	1250 x 550 x 570	1440 x 540 x 570	1450 x 545 x 620	1750 x 595 x 600




NO FROST  SFS 350 A++



NO FROST  SFS 350 SS



Chrome trim on drawers



Outside controlpanel in the door

### Specifications

	SFS 350 A++	SFS 350 SS
Electronic controller	Yes	Yes
Net capacity freezer 4*	260 ltr	260 ltr
NO FROST	Yes	Yes
Reversible door	Yes/right	Yes/right
Numbers of drawers	6	6
Colour of drawers	Transparent blue	Transparent blue
Freezing capacity per 24/h	20 kg	20 kg
Energy consumption per year	246 kWh	246 kWh
Energy consumption per 24/h	0,67 kWh	0,67 kWh
Energy class	A++	A++
Dimensions HxWxD, mm.	1855 x 595 x 662	1855 x 595 x 662



Large door shelves



Touch panel



NO FROST



SKF 480-1 A+

# Combis

French type



NO FROST



SKS 501 A+

### Specifications

	SKF 480-1 A+	SKF 501 A+
Cabinet colour	Stainless steel	White
Free standing model	Yes	Yes
Net capacity cooling	278 ltr	331 ltr
Net capacity freezer 4*	144 ltr	165 ltr
NO FROST	Yes	Yes
Adjustable glass shelves	3	4
Reversible door	No	No
Drawers	6	2
Colour of drawers	Transparent blue	Transparent blue
Freezing capacity per 24/h	8 kg	12 kg
Energy consumption per year	358 kWh	420 kWh
Energy consumption per 24/h	0,98 kWh	1,15 kWh
Outside controlpanel	Yes	Yes
Energy class	A+	A+
Dimensions HxWxD, mm.	1815 x 785 x 685	1780 x 911 x 636





Display



AirFlow system  
NO FROST freezer

## Combi

### Specifications

White	SKF 395 A+
Free standing model	Yes
Net capacity cooling	Yes
Net capacity cooling	247 ltr
Net capacity freezer 4*	85 ltr
Adjustable glass shelves	5
Reversible door	Yes/right
Drawers	3
Colour of drawers	Transparent blue
Freezing capacity per 24/h	9 kg
Energy consumption per year	328 kWh
Energy consumption per 24/h	0,89 kWh
Energy class	A+
Dimensions HxWxD, mm.	2065 x 595 x 625

NO FROST



SKF 395 A+






NO FROST **A++** SKF 329-1 A++



NO FROST **A++** SKF 329-1 SS



Elegant controlpanel in the door



Chrome trim



AirFlow system  
NO frost freezer

## Combis

### Specifications

	SKF 329-1 A++	SKF 329-1 SS
Cabinet colour	White	Stainless steel
Free standing model	Yes	LED
Net capacity cooling	220 ltr	220 ltr
Net capacity freezer 4*	80 ltr	80 ltr
Adjustable glass shelves	4	4
Reversible door	Yes/right	Yes/right
Drawers	3	3
Colour of drawers	Transparent blue	Transparent blue
Freezing capacity per 24/h	5 kg	5 kg
Energy consumption per year	228 kWh	228 kWh
Energy consumption per 24/h	0,62 kWh	0,62 kWh
Air flow system	Yes	Yes
Outside controlpanel	Yes	Yes
Energy class	A++	A++
Dimensions HxWxD, mm.	1855 x 595 x 640	1855 x 595 x 640



**A++** SKF 326-1 A++



**A++** SKF 326-1 SS

### Specifications

	SKF 326-1 A++	SKF 326-1 SS
Cabinet colour	White	Stainless steel
Free standing model	Yes	Yes
Net capacity cooling	210 ltr	210 ltr
Net capacity freezer 4*	91 ltr	91 ltr
Adjustable glass shelves	4	4
Reversible door	Yes/right	Yes/right
Drawers	3	3
Colour of drawers	Transparent blue	Transparent blue
Freezing capacity per 24/h	5 kg	5 kg
Energy consumption per year	211 kWh	211 kWh
Energy consumption per 24/h	0,57 kWh	0,57 kWh
Energy class	A++	A++
Dimensions HxWxD, mm.	1850 x 595 x 600	1850 x 595 x 600



# Combis

# Combis



**A+** SKF 230-1 A++



**A+** SKF 296-1 A++



**A+** SKF 306-2 A++

## Specifications

Specifications	SKF 220-1 A++	SKF 230-1 A++	SKF 296-1 A++	SKF 306-2 A++
White	Yes	Yes	Yes	Yes
Free standing model	Yes	Yes	Yes	Yes
Net capacity cooling	161 ltr	143 ltr	166 ltr	188 ltr
Net capacity freezer 4*	44 ltr	51 ltr	64 ltr	64 ltr
Adjustable glass shelves	4	3	3	4
Reversible door	Yes/right	Yes/right	Yes/right	Yes/right
Drawers	-	3	3	3
Colour of drawers	-	Transparent blue	Transparent blue	Transparent blue
Freezing capacity per 24/h	2 kg	2,5 kg	3 kg	3 kg
Energy consumption per year	171 kWh	171 kWh	175 kWh	189 kWh
Energy consumption per 24/h	0,47 kWh	0,47 kWh	0,48 kWh	0,52 kWh
Energy class	A++	A++	A++	A++
Dimensions HxWxD, mm.	1440 x 550 x 570	1500 x 545 x 575	1672 x 545 x 570	1810 x 550 x 570



**A+** SKF 220-1 A++



NO FROST



SKF 312-1 A++



*AirFlow system  
NO FROST freezer*



*Easy adjustment  
of the airflow*



*Easy adjustment  
of temperature*

## Combi

### Specifications

Specifications	SKF 312-1 A++
White	Yes
Free standing model	Yes
Net capacity cooling	180 ltr
Net capacity freezer 4*	70 ltr
Adjustable glass shelves	4
Reversible door	Yes/right
Drawers	3
Colour of drawers	Transparent blue
Freezing capacity per 24/h	3,5 kg
Energy consumption per year	202 kWh
Energy consumption per 24/h	0,55 kWh
Energy class	A++
Dimensions HxWxD, mm.	1800 x 545 x 590



Large internal light

**A+** SB 200-1  
SB 300-1  
SB 400-1



**A+** SB 175 A++

## Chest Freezers



**A+** SB 60 A+



**A+** SB 100 A+



**A+** SB 300 A++




**A+** SB 650 A+

Specifications	SB 60 A+	SB 100 A+	SB 175 A++	SB 200-1	SB 300 A++	SB 300-1	SB 400-1	SB 551 A+	SB 650 A+
Net capacity freezer 4*	51 ltr	100 ltr	154 ltr	197 ltr	305 ltr	292 ltr	400 ltr	459 ltr	560 ltr
Baskets	1	1	2	2	3	2	2	4	4
Lock	No	No	Yes	Yes	Yes	Yes	Yes	Yes	Yes
Internal light	No	No	Yes	Yes	Yes	Yes	Yes	Yes	Yes
Electronic display	No	No	No	Yes	No	Yes	Yes	No	No
Freezing cap. per 24 hour	3 kg	10 kg	10 kg	12 kg	16 kg	14 kg	18 kg	20 kg	26 kg
Energy consump. per year	144 kWh	164 kWh	164 kWh	219 kWh	216 kWh	271 kWh	318 kWh	354 kWh	406 kWh
Energy consump. 24/h	0,39 kWh	0,45 kWh	0,42 kWh	0,60 kWh	0,59 kWh	0,74 kWh	0,87 kWh	0,97 kWh	1,11 kWh
Energy class	A+	A+	A++	A+	A++	A+	A+	A+	A+
Dimensions HxWxD, mm.	850x355x630	840x568x560	850x895x580	845x980x560	840x1270x750	835x1055x735	835x1365x730	840x1530x750	840x1800x750



**A++** RKB 301



Wine shelves



Easy temperature adjustment



**A++** RKF 201



**A++** RKB 201

## >>Retro style<<

Specifications	RKF 201	RKB 201	RKB 301
Refrigerator	Yes	Yes	Yes
Net capacity cooling	168 ltr	168 ltr	225 ltr
Net capacity freezer 4*	40 ltr	40 ltr	90 ltr
Colour of cabinet	Ferrari red	Matt black	Matt black
Adjustable glass shelves	4	4	4 + 1 bottlerack
Reversible door	No	No	No
Drawers	1	1	1
Colour of drawers	Transparent blue	Transparent blue	Transparent blue
Freezing capacity per 24/h	2 kg	2 kg	4,5 kg
Energy consumption per year	143 kWh	143 kWh	224 kWh
Energy consumption per 24/h	0,39 kWh	0,39 kWh	0,61 kWh
Energy class	A++	A++	A++
Dimensions HxWxD, mm.	1497 x 545 x 638	1497 x 545 x 638	1925 x 596 x 705





MIR 20 F



MIR 20 B



MIO 23 W



Specifications	MIR 20 F	MIR 20 B
Outside	Red	Black
Type	Microwave oven	Microwave oven
Oven size	20 ltr	20 ltr
Effect	700 watt	700 watt
Display	Yes	Yes
Electronic programming	Yes	Yes
Thawing	Yes	Yes
Child safety	Yes	Yes
Connection	220-240 V	220-240 V
Hertz	50/60	50/60
Dimensions HxWxD, mm.	255 x 445 x 320	255 x 445 x 320

## >>Retro style<< Microwave Ovens

Specifications	MIO 23 W
Outside	White
Type	Mini oven
Oven size	23 ltr
Effect	1500 watt
Temperature range	100 to 230°C
Convection type	Yes
Crumb tray	Yes
Timer	Yes
Child safety	Yes
Automatic shutoff	Yes
2-layers glass	Yes
Connection	220-240 V
Hertz	50/60
Dimension HxWxD, mm.	328 x 485 x 380

## >>Retro style<< Mini Ovens



Large separate cutlery basket

 SFO 4201

# Dishwashers

- White, stainless steel or for integration...

Specifications	SFO 4101	SFO 4201
Type	Built-in model	Built-in model
Energy class	A++	A++
Washing performance	A	A
Drying class	A	A
Settings	14	14
Numbers of baskets	3	3
Annual energy cons.	266 kWh	266 kWh
Annual water cons.	3080 ltr	3080 ltr
Noise level dB(A)	47 dB(A)	47 dB(A)
Programmes	6	6
Electronic	Yes	Yes
LED	Yes	Yes
Time delay, hours	3/6/9/12 hours	3/6/9/12 hours
Aquastop	Yes	Yes
Voltage/connection	220-240 V	220-240 V
Hertz	50	50
Dimensions HxWxD, mm	815-865 x 598 x 580	815-865 x 598 x 580



 SFO 4101



# Table Dishwasher



**A** SFO 2201



**A+** SFO 4501



**A+** SFO 3501



**A+** SFO 3801



Adjustment of rows



SFO 3801 control panel

## Specifications

	SFO 2201	SFO 3501	SFO 3801	SFO 4501
Type	Table model	Free standing	Fully integrated	Free standing
Energy class	A+	A++	A++	A++
Washing performance	A	A	A	A
Drying class	A	A	A	A
Settings	6	12	12	8
Numbers of baskets	1	2	2	2
Annual energy cons.	174 kWh	258 kWh	258 kWh	215 kWh
Annual water cons.	1820 ltr	3080 ltr	3080 ltr	2520 ltr
Noise level dB(A)	49 dB(A)	47 dB(A)	47 dB(A)	49 dB(A)
Programmes	6	6	6	4
Electronic	Yes	Yes	Yes	Yes
LED	Yes	Yes	Yes	Yes
Time delay, hours	No	3/6/9/12 hours	3/6/9 hours	No
Aquastop	No	Yes	Yes	Yes
Voltage/connection	220-240 V	220-240 V	220-240 V	220-240 V
Hertz	50	50	50	50
Dimensions HxWxD, mm	438 x 550 x 500	845 x 598 x 610	820/880 x 598 x 550	845 x 448 x 600

# Washing Machines / Dryers

## - Serie "München"



**A+** WAH 2914



**A+** WAH 140



**A+** TRK 1019



**A** STL 712



**A** WAH 1500



**A+** TRK 3019

Specifications	WAH 140	WAH 1500	WAH 2914	STL 712
Front loaded	Yes	Yes	Yes	No
Capacitet	6,0 kg	6,0 kg	9,0 kg	6,0 kg
Digital controller	Yes	Yes	Ja	Yes
Display	LED	LED	LED	Yes
Spin speed, rpm	600-1400	800 - 1200	1400	1200
Energy cons. per year	172 kWh	196 kWh	196 kWh	196 kWh
Water cons. per year	9900 ltr	9900 ltr	11800 ltr	8900 ltr
Energy class	A++	A+	A+++ -1	A+
Wash performance	A	A	A	A
Spin performance	B	C	B	B
Sound level wash	62 dB(A)	62 dB(A)	54 dB(A)	61 dB(A)
Sound level spinning	78 dB(A)	77 dB(A)	76 dB(A)	78 dB(A)
Dimensions HxWxD, mm.	855 x 595 x 495	855 x 595 x 495	850 x 595 x 560	880 x 395 x 615

Specifications	TRK 1019	TRK 3019
Front loaded	Yes	Yes
Drying	Condense	Cond. Heatp.
Capacity	8,0 kg	8,0 kg
Drum lid diameter	35 cm	35 cm
Drum	Stainless steel	Stainless steel
Electronic controller	Yes	Yes
Display	Yes	Yes
Delay timer, hours	Yes	Yes
Programmes	11	12
Power cons. per yeah	561 kWh	236 kWh
Energy class	B	A++
Dimensions HxWxD, mm.	855 x 595 x 565	855 x 595 x 565

# Microwave- & Combi Oven



MIG 3601



MIG 20



MIG 2301



MIG 26 SS



MIG 2501

Specifications	MIG 20	MIG 26 SS	MIG 2301	MIG 2501	MIG 3601
Outside	White	Stainless steel	White	White	White
Inside	White	White	White	Stainless steel	Stainless steel
Oven capacity	20 ltr	23 ltr	23 ltr	25 ltr	36 ltr
Power, watt	700 w	800 w	800 w	900 w	900 w
Electronic	No	Yes	Yes	Yes	Yes
Hot air	-	-	-	Yes	Yes
Grill	No	Yes	Yes	Yes	Yes
Timer	Yes	Yes	Yes	Yes	Yes
Child safety	Yes	Yes	Yes	Yes	Yes
Voltage/connection	230 V	230 V	230 V	230 V	230 V
Hertz	50	50	50	50	50
Dimensions HxWxD, mm.	300 x 440 x 341	288 x 486 x 410	285 x 485 x 410	310 x 512 x 515	405 x 500 x 575



**A+** XO 5200



**A+** XO 6200

# Built-in Ovens



**A** XO 7200

## Specifications

	XO 5200	XO 6200	XO 7200
Outside finish	Stainless steel	Stainless steel	Stainless steel
Energy class	A+	A+	A
Enamel colour	Dark grey	Dark grey	Blue
Oven functions	8	8	9
Oven capacity	70 ltr	68 ltr	70 ltr
Fan heating element	No	Yes	Yes
Fan	Yes	Yes	Yes
Timer	Yes/analog	Yes/analog	Yes/digital
Oven accessories	1 x Baking tray 1 x 32 mm tray 1 x wire shelf	1 x Baking tray 1 x 32 mm tray 1 x wire shelf	2 x Baking tray 1 x 32 mm tray 1 x wire shelf
Detachable door	Yes	Yes	Yes
Full glass inner door	Yes	Yes	Yes
Function light	Yes	Yes	Yes
Built-in dimensions, HxWxD, mm	585 x 560 x 560	590 x 560 x 560	590 x 560 x 560
Dimensions HxWxD, mm.	595 x 595 x 567	595 x 595 x 567	595 x 595 x 567




SK 403-1



SK 803-1

## Cookers

- Energy class A
- Sideracks
- Full internal glass in door



Full covering glass



Strong sideracks

### Specifications

	SK 403-1	SK 803-1
Energy class	A	A
Freestanding cooker	60 cm	60 cm
Ceramic model	-	Yes
Induction	-	-
Hotplate	Yes	-
Control	Buttons	Buttons
Oven capacity	60 ltr	60 ltr
Oven functions	6	6
Circular heating element	Yes	Yes
Accessories	1 x baking tray 1 x 32 mm tray 1 x wire shelf	1 x baking tray 1 x 32 mm tray 1 x wire shelf
Internal light	15 w	15 w
Cooking zone, front left	14,5 cm	14,5 cm
Cooking zone, rear left	18 cm	18 cm
Cooking zone, front right	18 cm	18 cm
Cooking zone, rear right	14,5 cm	14,5 cm
Voltage/connection	230/400 V	230/400 V
Hertz	50	50
Dimensions HxWxD, mm.	880/900 x 600 x 600	880/900 x 600 x 600

## Top Chef-stand mixer

### Specifications

	Top Chef
Capacitet	5,5 ltr
Bowl	Stainless steel
Cabinet	Metal
Motor, watt	1000 w
Speed regulator	Stepless
Display	Yes
Blender	Yes/glass
Accessories	3 parts






IKF 360 Flex - 60 cm



IKF 480 Flex - 80 cm



IKF 490 Flex - 90 cm


### Specifications

	IKF 360 Flex	IKF 480 Flex	IKF 490 Flex
Facette design, 4 sides	Yes	Yes	Yes
Induction - zones	2 flex	2 flex	3 flex
High light zones	No	No	No
Slider control	Yes	Yes	Yes
Touch control	Yes	Yes	Yes
Child safety	Yes	Yes	Yes
Timer	Yes	Yes	Yes
Booster	Yes	Yes	Yes
Boiling step preselection	Yes	Yes	Yes
Cooking zone, left side	40,5 x 20,0 cm	40,5 x 20,0 cm	40,5 x 20,0 cm
Cooking zone, right side	40,5 x 20,0 cm	40,5 x 20,0 cm	40,5 x 20,0 cm
Cooking zone, center	-	-	40,5 x 20,0 cm
Built-in dims BxWxH, mm.	560 x 490	750 x 490	875 x 495
Voltage/connection	240 V	240 V	240 V
Hertz	50	50	50
Total effect, Watt	7200 w	7200 w	10800 w

## Ceramic- / Induction Hobs



K 51 - 30 cm



K 61 - 60 cm



IKF 160 - 60 cm



K 81 - 80 cm



IKF 260 - 60 cm



IKF 270 - 70 cm



IKF 280 - 80 cm

## Specifications

Specifications	K 51	K 61	K 81	IKF 160	IKF 260	IKF 270	IKF 280
Facette design, 4 sides	No	No	No	No	Yes	Yes	Yes
Induction - zones	No	No	No	4	4	4	4
High light zones	Yes	Yes	Yes	No	No	No	No
Slider control	No	No	No	No	Yes	Yes	Yes
Touch control	Yes	Yes	Yes	Yes	Yes	Yes	Yes
Child safety	Yes	Yes	Yes	Yes	Yes	Yes	Yes
Timer	Yes	Yes	Yes	Yes	Yes	Yes	Yes
Booster	No	No	No	No	Yes	Yes	Yes
Boiling step preselection	No	No	No	No	Yes	Yes	Yes
Cooking zone/front left	16,5 cm	20,0 cm	20,0 cm	16,0 cm	20,0 cm	20,0 cm	20,0 cm
Cooking zone/rear left	20,0 cm	16,5 cm	16,5 cm	18,0 cm	20,0 cm	20,0 cm	20,0 cm
Cooking zone/front right	-	16,5 cm	16,5 cm	16,0 cm	20,0 cm	20,0 cm	20,0 cm
Cooking zone/rear right	-	20,0 cm	-	18,0 cm	20,0 cm	20,0 cm	20,0 cm
Cooking zone/ center	-	-	15 / 22,5 / 29,5	-	-	-	-
Built-in dims. BxW, mm.	268 x 500	560 x 490	750 x 490	560 x 490	560 x 490	560 x 490	750 x 490
Voltage/connection	220-240 V	230 V	240 v	240 V	240 V	240 V	240 V
Hertz	50	50	50	50	50	50	50
Total effect, Watt	3200 w	6000 w	6900 w	6400 w	7200 w	7200 w	7200 w

# Hoods

EMF 990



EMV 905



EMV 605

Specifications	EMV 605	EMV 905	EMF 990
Energy class	C	C	C
Hood width, cm	60 cm	90 cm	90 cm
Pull out model	No	No	No
Wall mounting	Yes	Yes	No
Island model	No	No	Yes
Model	Steel/black/glass	Steel/black/glass	Steel/glass
Light, watt	2 x 0,5 w LED	2 x 0,5 w LED	3 x 1 w LED
Built-in motor	Yes	Yes	Yes
Metal filter	Yes	Yes	Yes
Suction capacity, m3/hr	585 m3	585 m3	636 m3
Speed	3	3	3
Timer	Yes	Yes	No
Control panel	Touch	Touch	Push buttons
Max noise level	69 dB(A)	69 dB(A)	71 dB (A)
Carbon filter	Spare part	Spare part	Spare part
Voltage/connection	220-240 V	220-240 V	220-240 V
Hertz	50	50	50
Dimensions HxWxD, mm	500-980 x 600 x 500	500-980 x 900 x 500	1050-1250 x 900 x 600





EMF 902

# Extraction for the home...

## Wall mounting or island type




EMV 102-1



EMV 104



EMV 602



EMF 902

Specifications	EMV 102-1	EMV 104	EMV 602	EMV 902	EMF 902
Energy class	C	E	D	D	D
Hood width, cm	60 cm	60 cm	60 cm	90 cm	90 cm
Pull out model	Yes	No	No	No	No
Wall mounting	Yes	Yes	Yes	Yes	No
Island model	No	No	No	No	Yes
Model	White/Steel	White	Steel/Glass	Steel/Glass	Steel/Glass
Light, watt	2 x 40 w	Halogen 2 x 28 w	Halogen 2 x 20 w	Halogen 2 x 20 w	Halogen 4 x 20 w
Built-in motor	Yes/2	Ja	Yes	Yes	Yes
Metal filter	Yes	Ja	Yes	Yes	Yes
Suction capacity, m3/hr	310 m3	178,8 m3	643 m3	643 m3	643 m3
Speed	2	3	3	3	3
Timer	No	No	No	No	No
Control panel	Slider	Push bottons	Push bottons	Push bottons	Push bottons
Max noise level	63 dB(A)	65 dB(A)	72 dB(A)	72 dB(A)	72 dB(A)
Carbon filter	Spare part	Spare part	Spare part	Spare part	Spare part
Voltage/connection	220-240 V	220-240 V	220-240 V	220-240 V	220-240 V
Hertz	50	50	50	50	50
Dimensions HxWxD, mm	175 x 600 x 305	150 x 600 x 500	610/970 x 600 x 500	610/970 x 900 x 500	600/1100 x 900 x 600



Controlpanel for each zone



Good solid lock



Internal LED lights



Pull-out wooden shelves with stainless steel



SV 80



SV 102

# Wine Coolers

- single, 2-zones or 3-zones



SV 90



SV 122



SV 133

### Specifications

	SV 80	SV 90	SV 102	SV 122	SV 133
Temperature range	5 to 18°C	5 to 18°C, each zone	-	-	-
Temperature range, top	-	-	5 to 10°C	5 to 10°C	5 to 18°C
Temperature range, middle	-	-	-	-	5 to 12°C
Temperature range, bottom	-	-	10 to 18°C	10 to 18°C	12 to 18°C
Cabinet	Black	Black	Black	Black	Black
Handle and door	Stainless steel	Stainless steel	Stainless steel	Stainless steel	Stainless steel
Lock	No	No	Yes	Yes	Yes
Volume	146 ltr	2 x 60 ltr	312 ltr	416 ltr	404 ltr
Numbers of 70 cl. bottles	52	19+19	55+55	77+77	44+44+44
Stain. steel door/coloured gl.	Yes / smoked glass	Yes / smoked glass	Yes / smoked glass	Yes / smoked glass	Yes / smoked glass
Shelves - wood standard	5,5 pull-out	5+5 pull-out	9,5 pull-out	14,5 pull-out	5+5+3,5 pull-out
Zones	1 zone	2 zones	2 zones	2 zones	3 zones
Internal light	Yes, LED	Yes, LED	Yes, LED	Yes, LED	Yes, LED
Electronic display	Yes, LED	Yes, LED	Yes, LED	Yes, LED	Yes, LED
Dimensions HxWxD, mm.	865 x 595 x 572	865 x 595 x 573	1390 x 595 x 677	1762 x 595 x 677	1762 x 595 x 677



HighCube



Elegant black inside with chrome shelves



Integrated handle

## Coca-Cola for everybody!!

Specifications	HighCube	CoolCube
Volume	115 ltr	50 ltr
Temperature range	4 to 12°C	4 to 12°C
Shelves	4	1
Lock	Yes	No
Internal light	Yes	-
Energy consump. per 24h	0,3 kWh	0,23 kWh
Energy consump. per year	110 kWh	84 kWh
Weight	33 kg	18 kg
Energy class	A+	A+
Dimensions HxWxD, mm.	840 x 540 x 565	510 x 430 x 475
Coca Cola Branding	Yes	Yes



CoolCube

The logo for SCAN domestic features a stylized white swoosh above the word "SCAN" in a bold, sans-serif font, with "domestic" in a smaller, lowercase sans-serif font below it.

The logo for SCAN cool features a stylized white swoosh above the word "SCAN" in a bold, sans-serif font, with "cool" in a smaller, lowercase sans-serif font below it.



Scandomestic A/S - Thrigesvej 2 - DK-8600 Silkeborg  
T + 45 7242 5571 - F + 45 8622 5571 - scandomestic.dk